

Centre
Universitaire
Romand

Chirurgie
Pédiatrique

Centre universitaire romand de chirurgie pédiatrique

Rapport annuel 2025





Durant l'année 2025, le bureau du CURCP s'est réuni à quatre reprises. La co-direction est toujours assurée par la MER Dre Aline Bregou (CHUV) et le PD Dr Jacques Birraux (HUG). Il y a par contre quelques modifications concernant la composition des membres du bureau. En effet, les Drs Lutz et Dayer quittent le bureau après plusieurs années d'activités fructueuses.

En conséquence :

- Le **Dr Nicolas Jauquier** a remplacé le Dr Lutz comme représentant de la chirurgie viscérale du CHUV.
- Le **Dr Giacomo De Marco** a remplacé le Dr Dayer comme représentant de l'orthopédie des HUG.

Les autres membres, à savoir Prof Wildhaber, Prof Zambelli, et PD Dre Calinescu restent membres de ce bureau. Afin de compléter l'équipe selon nos statuts, nous allons durant l'année 2026 recruter deux jeunes cadres, l'un du CHUV et l'autre des HUG. Enfin, Madame Gorgerat reste la secrétaire du CURCP, toujours engagée à 20%.

Sur le plan clinique, les détails des activités sont détaillés sur les pages suivantes.

En résumé :

- Pour les HUG, l'activité hospitalière est stable. Pour les activités ambulatoires, il est à noter que nous avons revus et corrigé les statistiques sur les 5 dernières années, ceci dû au fait que certains paramètres d'enregistrements et de calculs ont été modifiés. Nous avons donc préféré revoir ces calculs pour uniformiser sur ces 5 ans. Dans les faits ceci ne change pas fondamentalement les résultats, avec une augmentation progressive des consultations, surtout des consultations orthopédiques, certainement liée à l'augmentation de la dotation en personnel, qui permet de mieux répondre à la demande.
- Pour le CHUV, on note une baisse globale de l'activité hospitalière et ambulatoire en 2025, ceci en raison du déménagement de l'ancien Hôpital de l'Enfance au nouvel Hôpital des Enfants sur le site du CHUV.

Par ailleurs, les échanges entre site des chirurgiens se poursuivent de façon régulière dans les différentes disciplines. Selon les spécialités, des réunions cliniques partageant l'expérience et l'expertise se sont poursuivies. L'urologie pédiatrique a mieux formalisé son fonctionnement entre les 2 Centres, en créant une structure spécifique : le **Groupe Romand d'Urologie Pédiatrique (GRoUPe)**. Ceci a bien sûr été accepté formellement par le Bureau du CURCP.

Nous avons fait une après-midi de formation le 27 novembre 2025, en gardant l'idée de thèmes transversaux qui s'adressent aussi bien aux chirurgiens

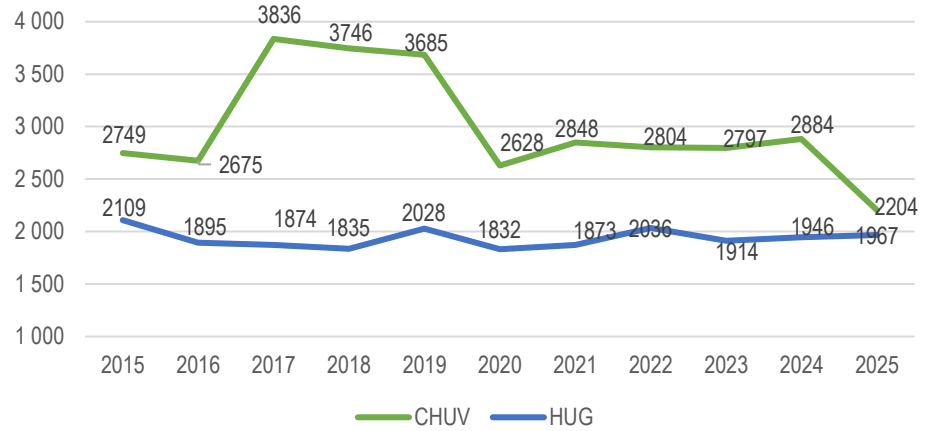
orthopédiques que viscéraux. Le thème abordé cette année a été celui des polytraumatismes de l'enfant. Cette demi-journée, qui s'est terminée par un apéritif, puis une soirée commune des Internes et Chefs de Clinique, a été très appréciée. Nous renouvellerons ce genre d'évènement au moins une fois par année, afin de permettre de créer ainsi des liens non professionnels entre les jeunes membres du CURCP.

Du point de vue académique et de l'enseignement l'activité a continué à un bon niveau. Soixante-cinq articles ont été publiés dans des revues spécialisées (peer review) internationales, permettant de donner une bonne visibilité au CURCP. Par ailleurs il y a eu de nombreuses présentations en Congrès, colloques et autres réunions tant au niveau suisse qu'international.

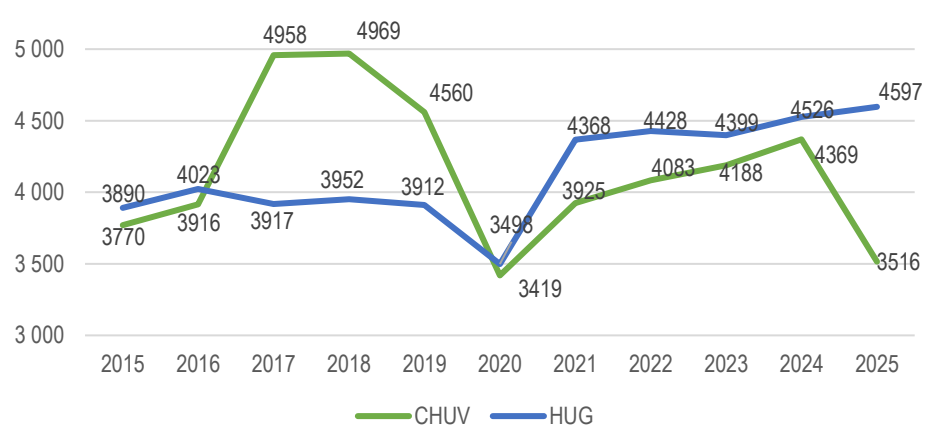
Sur le plan administratif, certaines inquiétudes perdurent (droit de pratique, assurance accident professionnel, recherche romande aisée, reconnaissance de l'enseignement pré- et post-gradué inter-universitaire...).



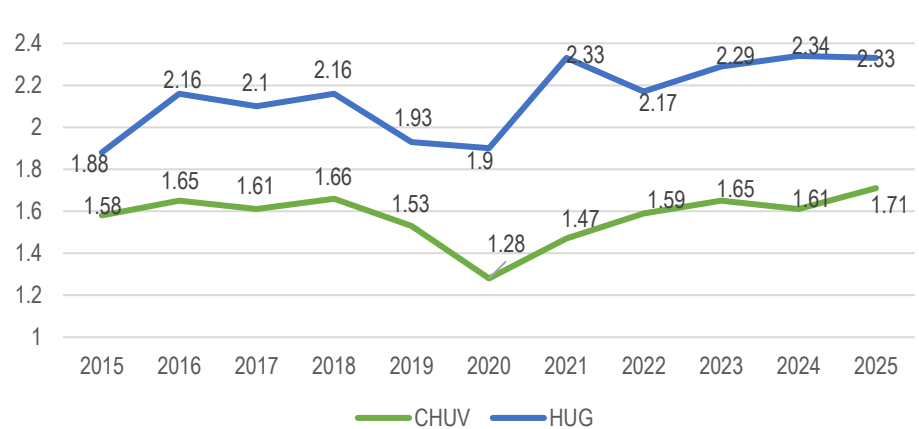
Patients opérés

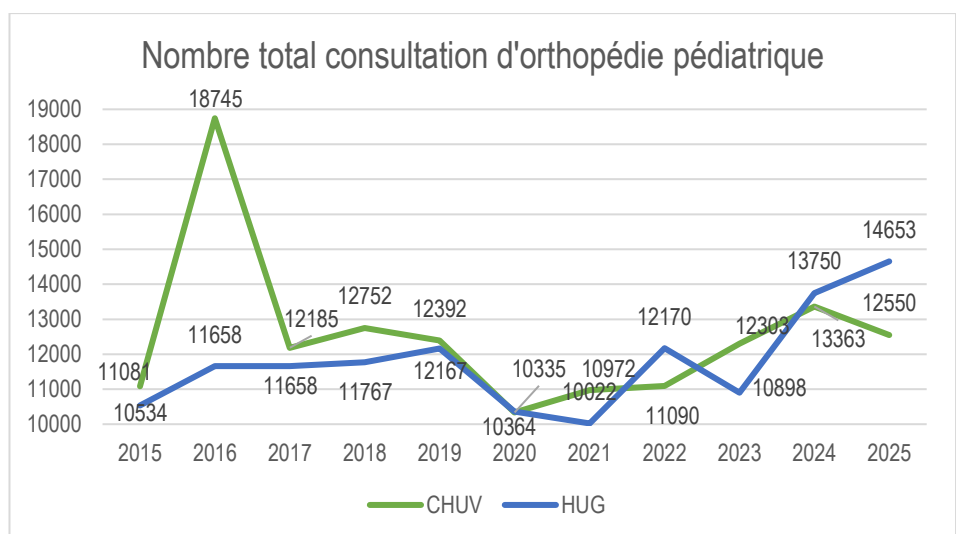
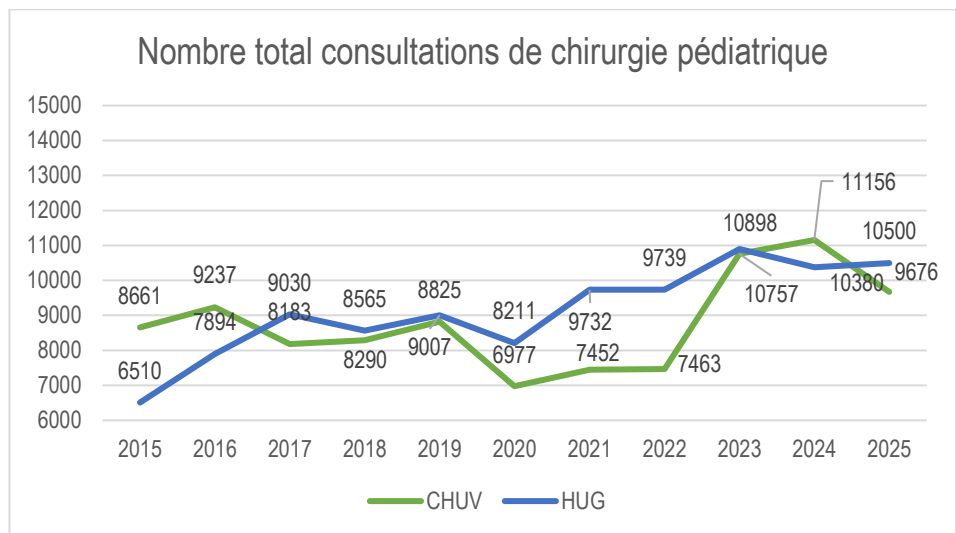
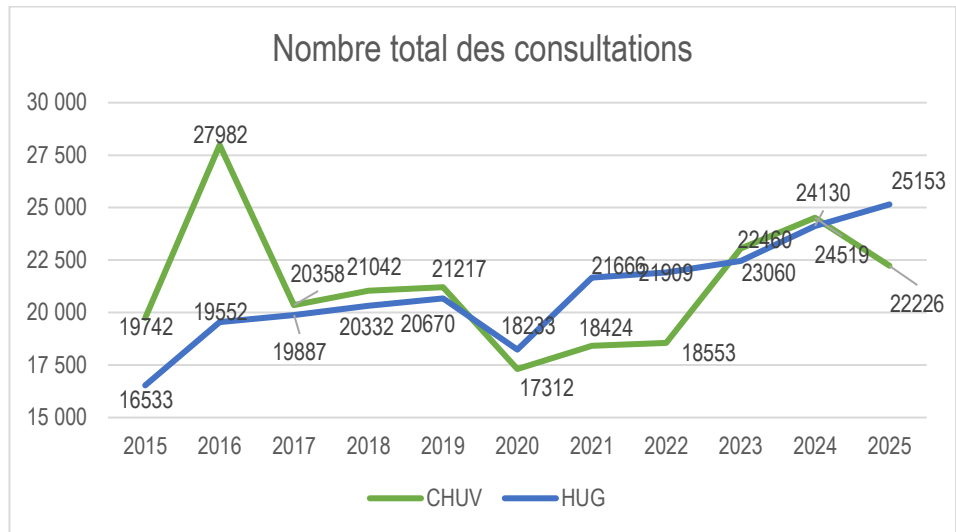


Durée d'intervention totale (heure)



Durée d'intervention moyenne (heure)





Note : Le chiffre très important des consultations du CHUV de l'année 2016 s'explique par le fait qu'en 2016 les consultations des urgences ont été comptabilisées sous la responsabilité du Service de chirurgie de l'enfant et de l'adolescent, ce qui n'est pas le cas pour les autres années (env. 10'200 consultations aux urgences).



65 articles ont été publiés dans des journaux scientifiques et publics.

1. Alassaf N, Tabard-Fougère A, Dayer R. Local bone graft in adolescent idiopathic scoliosis surgery: a systematic review and meta-analysis. *Spine Deform.* 2025 Dec 4. doi: 10.1007/s43390-025-01248-z. Epub ahead of print. PMID: 41343121.
2. Alfares BA, Sieben L, Li W, Cervio G, Minetto J, Sierre S, Kaliciński P, Markiewicz-Kijewska M, Kolesnik A, Franchi-Abella S, Gonzales E, Guérin F, Patel JV, Mtegha M, Prasad R, Dierckx RA, de Kleine RH, Kasahara M, Sakamoto S, Uchida H, de Santibañes M, Ardiles V, Uño JW, Marra P, D'Antiga L, Pinelli D, Jaramillo C, Bitterfeld L, Melen A, Wildhaber BE, Beretta M, Aldrian D, Berchtold V, Vogel GF, Hardikar W, Evans H, Duncan D, McCall J, Shah AA, Wood PM, Acord MR, Quintero J, Mercadal-Hally M, Larrarte-King M, Mali V, Aw MM, Hartleif S, Sturm E, Casswall T, Nowak G, Delle M, Khanna R, Pamecha V, Mukund A, Fischer RT, Mullapudi B, Hendrickson RJ, Bokkers RPH, van der Doef HPJ. Incidence and risk factors for portal vein complications after pediatric liver transplantation: A retrospective cohort analysis from the PORTAL registry. *Liver Transpl.* 2025 Dec 1;31(12):1511-1521. doi: 10.1097/LVT.0000000000000721. Epub 2025 Sep 10. PMID: 40991738.
3. Autorino G, Sciboz O, Sanchez O, Broennimann E. Identifying the ideal point of injection in ICG-assisted lymphatic-sparing Palomo procedure: A case report. *Urol Case Rep.* 2025 Nov 17;64:103269. doi: 10.1016/j.eucr.2025.103269. PMID: 41362717; PMCID: PMC12681848.
4. Auxenfans C, Valencia RG, Abdel-Sayed P, Alaminos M, Brunet JF, Campos F, Chato-Astrain J, Carmona G, de Buys Roessingh A, Droz-Georget S, Farkas M, Fernandez Gonzalez A, Gönczi E, Huss F, Hartmann B, Heusi B, Karström A, Moiemien N, Sartoris G, Spranger A, Trouillas M, Rosas C, Vuola J, Woodtli V, Schiestl C, Böttcher S. Laboratory-Generated Autologous Skin Substitutes for Burn Treatment in Europe: Narrative Review, Experts' Opinion, and Legal Considerations. *Eur Burn J.* 2025 Jun 3;6(2):30. doi: 10.3390/ejb6020030. PMID: 40558625; PMCID: PMC12191448.
5. Avanzini S, Sarnacki S, Urla C, Parodi S, Palo F, Benissad M, Crocoli A, Buconi I, Flores P, Bordallo Vazquez M, Irtan S, Hompes D, Virgone C, Metzelder M, Matthyssens L, Gabra H, Jauquier N, Fuchs J, Losty PD, Dall'Igna P. Development of a New Score Based on Image Defined Risk Factors to Standardize Surgical Risk in Neuroblastoma Resection - A SIOPEX Collaborative Study. *J Pediatr Surg.* 2025 Mar;60(3):162108. doi: 10.1016/j.jpedsurg.2024.162108. Epub 2024 Dec 12. PMID: 39729919.
6. Aye V, Pilloux M, Paris E, Fasel D, De Marco G, Vazquez O, Steiger C, Dayer R, Boudabbous S, Ceroni D. Bilateral osteochondrosis of the distal tibial epiphysis: a case report and review of the literature. *Front Pediatr.* 2025 Sep 25;13:1586953. doi: 10.3389/fped.2025.1586953. PMID: 41080049; PMCID: PMC12507543.
7. Azar P, Avila Y, Hiltbrunner A, Delacourt C, Rougemont AL, Vidal I, Bochaton-Piallat ML, Ruchonnet-Metrailler I. Atypical mesenchyme in congenital pulmonary airways malformation: a promising new focus. *Respir Res.* 2025 Aug 26;26(1):262. doi: 10.1186/s12931-025-03332-4. PMID: 40859353; PMCID: PMC12382140.
8. Beyeler J, Lauener A, Katsaros C, La Scala GC, Degen M. Epidemiologic trends of cleft lip and/or palate in Switzerland. *BMC Oral Health.* 2025 Jan 22;25(1):114. doi: 10.1186/s12903-025-05500-w. PMID: 39844198; PMCID: PMC11756186.
9. Boché A, Tabard-Fougère A, Bazin L, Severyns M, Dayer R, Vendevure T. Time-of-flight camera achieves high diagnostic accuracy in adolescent idiopathic scoliosis: a promising radiation-free alternative to radiography. *Front Bioeng Biotechnol.* 2025 Aug

- 29;13:1629872. doi: 10.3389/fbioe.2025.1629872. PMID: 40948960; PMCID: PMC12426477.
10. Bregou A, Bonafé L, Rohrbach M, Garcia Segarra N. Pédiatrie. Diagnostic de l'hypermobilité articulaire généralisée chez l'enfant [Pediatrics. Diagnosis of generalized joint hypermobility in children]. Rev Med Suisse. 2025 Jan 29;21(903):200-204. French. doi: 10.53738/REVMED.2025.21.903.200. PMID: 39881647.
 11. Bonnefoy-Mazure A, Revaz M, Leroquais C, de Coulon G, Lascombes P, Armand S. Idiopathic toe walkers: Do they need surgery? PLoS One. 2025 Sep 30;20(9):e0331099. doi: 10.1371/journal.pone.0331099. PMID: 41026713; PMCID: PMC12483266.
 12. Cattarinussi L, Bregou A, Newman CJ, Merckaert SR. Radiological Screening of Atlantoaxial Instability in Children with Trisomy 21: A Systematic Review and Evidence-Based Recommendations. Children (Basel). 2025 Mar 27;12(4):421. doi: 10.3390/children12040421. PMID: 40310035; PMCID: PMC12026156.
 13. Calinescu AC. Transplantation hépatique pédiatrique, principes chirurgicaux – Chirurgie hépato-biliaire de l'enfant, Sauramps, 2025
 14. Calinescu AC. Pediatric liver surgery – Handout How I do It, 2025.
 15. Coneys U, Tabard-Fougère A, Gavira N, Dayer R. Validating rasterstereography to evaluate thoracic kyphosis in patients with Scheuermann's disease. Eur Spine J. 2025 Mar;34(3):831-836. doi: 10.1007/s00586-024-08610-1. Epub 2024 Dec 17. PMID: 39688706.
 16. De Marco G, Vazquez O, Cochard B, Foland P, Meinzer U, Mallet C, Ilharborde B, Haumont E, Pejin-Arroyo Z, Yagupsky P, Gené A, Velasco Arnaiz E, Gouveia C, Arcangelo J, Mainard N, Gravel J, Walls T, Hagedoorn N, Khatami A, Tashani M, Valisena S, Steiger C, Dayer R, Chargui M, Alcobendas Rueda RM, Fernandez-Cooke E, Bravo B, Martin Pedraz L, Murias Loza S, Clemente D, Canavese F, Ceroni D. Inefficiency of Kocher and Caird's Criteria in Septic Arthritis of the Hip Due to *Kingella kingae*: A Multicenter Retrospective Cohort Study. Microorganisms. 2025 Oct 7;13(10):2323. doi: 10.3390/microorganisms13102323. PMID: 41156783; PMCID: PMC12566418.
 17. De Marco G, Cochard B, Ramadani A, Gurbanov E, Di Laura Frattura G, Tabard-Fougère A, Gavira N, Steiger C, Dayer R, Ceroni D. Comparison of clinical and biological data between septic arthritis of the hip and those of the knee caused by *Kingella kingae*. J Pediatr Orthop B. 2025 Nov 1;34(6):534-540. doi: 10.1097/BPB.0000000000001275. Epub 2025 Jul 25. PMID: 40828529; PMCID: PMC12487653.
 18. Däniker M, Baleyrier F, Rock NM, Menzinger S, Wildhaber BE, McLin VA, Rougemont AL. Bile Duct Targeting or Preservation: Contrasting Liver Histology in Langerhans Cell Histiocytosis and Disseminated Juvenile Xanthogranuloma. Pediatr Dev Pathol. 2026 Jan-Feb;29(1):38-50. doi: 10.1177/10935266251385405. Epub 2025 Oct 31. PMID: 41170802; PMCID: PMC12779774.
 19. Dayer R, Grevitt M, Breakwell L, Yoon W, Chen M, Ratz T, Szocik T, Zhu YY; Pediatric Spine Study Group (PSSG); Ouellet J. Management of early-onset scoliosis: modern Luque trolley technique led to fewer reoperations within 3 years than other growth-friendly techniques, a prospective cohort study with matched historical controls. Spine Deform. 2025 Sep;13(5):1611-1624. doi: 10.1007/s43390-025-01102-2. Epub 2025 May 28. PMID: 40437325; PMCID: PMC12401759.
 20. De Marco G, Vazquez O, Paris E, Cochard B, Steiger C, Dayer R, Ceroni D. Bacteriological diagnosis of osteoarticular infections caused by *Kingella kingae*; a narrative review. Front Pediatr. 2025 Jan 7;12:1520636. doi: 10.3389/fped.2024.1520636. PMID: 39840323; PMCID: PMC11747818.
 21. di Laura Frattura G, Cochard B, De Marco G, Vazquez O, Dayer R, Ceroni D. Femoral fractures in non-accidental trauma and child abuse: biomechanical perspective and insights. Front Pediatr. 2025 Feb 25;13:1484920. doi: 10.3389/fped.2025.1484920. PMID: 40070603; PMCID: PMC11893828.
 22. Dogny CL, Laedermann J, La Scala GC. Tensile Strength in Vicryl Versus Prolene 5-0 Knots: Impact of Throw Type and Count. Plast Reconstr Surg Glob Open. 2025 Jul

- 18;13(7):e6921. doi: 10.1097/GOX.0000000000006921. PMID: 40686752; PMCID: PMC12273655.
23. Fasel D, Paris E, Aye V, Pilloux M, De Marco G, Vazquez O, Steiger C, Dayer R, Gavira N, Ceroni D. Tibial deformities caused by focal fibrocartilagenous dysplasia: a narrative review. *Front Pediatr.* 2025 May 14;13:1584512. doi: 10.3389/fped.2025.1584512. PMID: 40438774; PMCID: PMC12116682.
 24. Favre NM, De Marco G, Vazquez O, Chargui A, Tabard-Fougère A, Cochard B, Steiger C, Dayer R, Ceroni D. Comparison Between Septic Arthritis Alone and Coexisting with Other Bone and Joint Infections in Pediatric Patients: A Retrospective Review. *JB JS Open Access.* 2025 May 1;10(2):e24.00200. doi: 10.2106/JBJS.OA.24.00200. PMID: 40313684; PMCID: PMC12039994.
 25. Grégoris A, Birraux J, Andrieu-Vidal I, Sanchez O, Grilo N, Stathopoulos E, Valerio M, Perrin A. Transition urologique : assurer la continuité des soins à l'âge adulte [Transitional care in urology : from pediatrics to adulthood]. *Rev Med Suisse.* 2025 Nov 26;21(941):2141-2144. French. doi: 10.53738/REVMED.2025.21.941.48076. PMID: 41305972.
 26. Inglin S, Coulibaly A, Yousef Y, Bara A, Kouanda S, Wildhaber BE. Pediatric surgery in Burkina Faso: capacity, gaps, and challenges. *Pediatr Surg Int.* 2025 Jul 25;41(1):230. doi: 10.1007/s00383-025-06130-7. PMID: 40711535; PMCID: PMC12296758.
 27. Inglin S, Bara A; Burkina Faso writing group. Development of sustainable global pediatric surgery: Pioneering solutions from Burkina Faso. *World J Surg.* 2025 Mar;49(3):695-697. doi: 10.1002/wjs.12430. Epub 2025 Jan 15. PMID: 39814696; PMCID: PMC11903246.
 28. Kamdem B, El Ezzi O, Fries S, Medinger L, de Buys Roessingh AS. Speech outcomes following Le Fort I maxillary advancement in cleft lip and palate patients: A retrospective evaluation using the Borel-Maisonny classification. *J Stomatol Oral Maxillofac Surg.* 2025 Dec 24;127(3):102693. doi: 10.1016/j.jormas.2025.102693. Epub ahead of print. PMID: 41453573.
 29. König A, Wiseman AX, Wildhaber B, Vidal I, Birraux J. Mitrofanoff procedure in children: use of the appendix and VQZ plasty seems to minimize complications. *Pediatr Surg Int.* 2025 Sep 26;41(1):304. doi: 10.1007/s00383-025-06204-6. PMID: 41003794; PMCID: PMC12474596.
 30. Konkel M, Cance N, Dan MJ, Baudoux M, Josse A, Chotel F. Judet Extensive Quadriceps Release and "à la carte" Combined Procedures for the Management of Patellar Dislocation in Flexion. *J Pediatr Orthop.* 2025 Oct 1;45(9):e847-e855. doi: 10.1097/BPO.0000000000003021. Epub 2025 Jun 16. PMID: 40528816.
 31. Lecommandeur S, de Buys Roessingh A, Dumont L, Camenzind L, Habersaat S, Schechter DS, Jung C, Despars J, Urben S, Morisod Harari M. Assessment of Multiple Dimensions of Psychological Well-Being in Swiss Youth Born with a Unilateral Cleft Lip and Palate. *Cleft Palate Craniofac J.* 2025 Feb;62(2):326-336. doi: 10.1177/10556656231219418. Epub 2023 Dec 13. PMID: 38093407; PMCID: PMC11909769.
 32. Li W, Bokkers RPH, Wildhaber BE, Calinescu AM, Ricoeur A, Marra P, Bravi M, Pinelli D, Minetto J, Dip M, Sierre S, de Santibañes M, Ardiles V, Uno JW, Hardikar W, Bates S, Goh L, Aldrian D, Seisenbacher J, Vogel GF, Neto JS, da Fonseca EA, Costa CM, Ferreira CT, Nader LS, Farina MA, Dajani KZ, Parente A, Bigam DL, Liang T, Bai X, Xiang J, Gonsorčíková L, Froněk J, Bohuš Š, Franchi-Abella S, Gonzales E, Guérin F, Junge N, Baumann U, Richter N, Hartleif S, Sturm E, Rajakannu M, Palaniappan K, Rela M, Pawaria A, Rajakrishnan H, Surendran S, Kumar M, Agarwal S, Gupta S, Asthana S, Sakpal M, Avalareddy A, Spada M, Monti L, Alterio T, Yanagi Y, Uchida H, Komine R, Evans H, Carr-Boyd P, Duncan D, Stefanowicz M, Latka-Grot J, Koleśnik A, Broering DC, Raptis DA, Marquez KAH, Mali V, Aw M, Beretta M, Van der Schyff F, Quintero J, Mercadal-Hally M, Molino-Gahete JA, Andres AM, Hernandez-Oliveros F, Remacha EF, Casswall T, Jorns C, Delle M, Gupte GL, Sharif K, McGuirk SP, Superina R, Caicedo JC, Jaramillo C, Bitterfeld L, Kastenber Z, Shah AA, Domenick B, Acord MR, Mazariegos G, Soltys K, DiNorcia J, Patel P, Florman S, Buchholz BM, Herden U, Fischer L, Dierckx RAJO, Hartog H, Van der

- Doef HPJ. Management of hepatic artery thrombosis and stenosis after pediatric liver transplantation: Variability and agreement in management practices. *Liver Transpl.* 2025 Dec 1;31(12):1533-1544. doi: 10.1097/LVT.0000000000000671. Epub 2025 Jul 1. PMID: 40586698.
33. Manic P, Schizas S, Zambelli PY, Samara E. Scaphoid Fat Stripe Sign: Is It a Reliable Radiological Sign of Scaphoid Fracture in Children? *Children (Basel).* 2025 Jan 13;12(1):86. doi: 10.3390/children12010086. PMID: 39857917; PMCID: PMC11764261.
 34. Merckaert S. La hanche chez les danseuses. In: Accadbled F, Tercier S, editors. *Pédiatrie du sport : du sport adapté au très haut niveau.* Montpellier: Sauramps Médical; 2025.
 35. Meylan A, Terrier A, Merckaert S, Wegrzyn J, Steinmetz S. Outcomes of Tibial Tubercle Osteotomy in Aseptic Revision Total Knee Arthroplasty: A Retrospective Comparative Study. *JB JS Open Access.* 2025 Nov 25;10(4):e25.00269. doi: 10.2106/JBJS.OA.25.00269. PMID: 41281372; PMCID: PMC12637351.
 36. Pacifique JX, Jauquier N, Divjak N, Godat S, Vasseur Maurer S. Echo-endoscopic drainage of retrogastric pancreatic pseudocysts as a bridge-to-surgery for complicated cases of duodenal duplication cyst: case report. *Front Pediatr.* 2025 Jun 26;13:1588823. doi: 10.3389/fped.2025.1588823. PMID: 40641900; PMCID: PMC12241103.
 37. Paganetti C, Subotic U, Sanchez C, Deak C, Kusche R, Autorino G, Mendoza-Sagaon M, Pfeifle VA, Gualtieri R, Posfay-Barbe K, Oppenheim R, Jauquier N, Lehner M, Buettcher M, Männer J, Beccarelli A, Meier K, Bielicki JA, Bielicki IN. Implementation of surgical site infection prophylaxis in children - a cross-sectional prospective study. *J Hosp Infect.* 2025 Aug;162:360-367. doi: 10.1016/j.jhin.2025.03.018. Epub 2025 May 6. PMID: 40339919.
 38. Parata G, Zimmermann P, Sanchez O, De Bernardis G, Birraux J, Saxena A, Brönnimann E. Construct Validity of the Avian Model for Neonatal Laparoscopic Surgery Training. *Surg Laparosc Endosc Percutan Tech.* 2025 Nov 11. doi: 10.1097/SLE.0000000000001407. Epub ahead of print. PMID: 41217359.
 39. Paris E, De Marco G, Vazquez O, Steiger C, Boudabbous S, Dayer R, Ceroni D. A narrative review of the literature on the pediatric orthopedic management of fibrous dysplasia. *Front Pediatr.* 2025 Jan 31;12:1502262. doi: 10.3389/fped.2024.1502262. PMID: 39981406; PMCID: PMC11841395.
 40. Paris E, Fasel D, Aye V, Pilloux M, De Marco G, Vazquez O, Steiger C, Dayer R, Boudabbous S, Ceroni D. Infectious Fasciitis Caused by *Kingella kingae* in a 9-Month-old Boy: A Case Report. *Pediatr Infect Dis J.* 2025 Mar 18;44(7):e273-e275. doi: 10.1097/INF.0000000000004797. PMID: 40106777.
 41. Paris E, Fasel D, Aye V, Pilloux M, De Marco G, Vazquez O, Steiger C, Boudabbous S, Dayer R, Ceroni D. Multilevel posterior neural arch fractures of the lumbar spine: a rare complication due to prior malignant infantile osteopetrosis. *Eur Spine J.* 2025 Dec 9. doi: 10.1007/s00586-025-09633-y. Epub ahead of print. PMID: 41361081.
 42. Paris E, De Marco G, Vazquez O, Boudabbous S, Steiger C, Dayer R, Ceroni D. Polyostotic fibrous dysplasia with epiphyseal involvement of the proximal femur in a child: a case report and review of the literature. *Front Pediatr.* 2025 Jan 20;12:1505766. doi: 10.3389/fped.2024.1505766. PMID: 39902226; PMCID: PMC11788400.
 43. Parisi L, Diserens NP, Mansour F, Rihs S, Clausen N, Saulacic N, La Scala GC, Katsaros C, Degen M. A volume-stable collagen matrix promotes osteogenesis and osteoinduction in cleft lip fibroblasts: A novel approach for alveolar cleft repair *Materialia*, (2025) pp. 102521.
 44. Parisi L, Mansour F, Rihs S, Schnyder I, La Scala GC, Katsaros C, Degen M. The Skin-to-Mucosa Ratio Defines the Osteogenic Potential of Lip Fibroblasts *J Dent Res*, vol. 104 (2025) No 9, pp. 1033-1041.
 45. Peranzoni F, Birraux J, Sommer C, Sanchez O. Retroperitoneoscopic surgical resection of a crossed ectopic non-functioning multicystic kidney associated with a severe ureteral dilation. A new surgical approach and literature review. *Urol Case Rep.* 2025 Jan 13;59:102943. doi: 10.1016/j.eucr.2025.102943. PMID: 39897994; PMCID: PMC11787659.
 46. Peranzoni F, Zambelli PY, Broennimann E. When scoliosis surgery in a child unexpectedly resolves hydronephrosis: A case report and review of the literature. *Urol Case Rep.* 2025

- Jul 21;62:103138. doi: 10.1016/j.eucr.2025.103138. PMID: 40808988; PMCID: PMC12347248.
47. Pilloux M, Aye V, Fasel D, Paris E, De Marco G, Vazquez O, Steiger C, Dayer R, Boudabbous S, Ceroni D. Applying a hexapod circular frame to gradually correct persistent knee flexion due to congenital aplasia of the quadriceps—a case report and review of the literature. *Front Pediatr.* 2025 Oct 17;13:1631106. doi: 10.3389/fped.2025.1631106. PMID: 41181174; PMCID: PMC12575148.
 48. Pio L, Lobos P, Abib S, Karpelowsky J, Cox S, Fernandez Pineda I, Davidoff AM, Wijnen M, Mothi SS, Losty PD, Abdelhafeez HH; IPSO FUSE collaborators. International patterns and disparities in functional sequelae (FUSE) follow-up after pediatric solid tumor resection: A report from the International Society of Pediatric Surgical Oncology. *Surgery.* 2026 Feb;190:109832. doi: 10.1016/j.surg.2025.109832. Epub 2025 Nov 5. PMID: 41197432.
 49. Pittaluga E, Arnoux A, Merckaert S. Sensitivity of clinical screening for detecting developmental dysplasia of the hip: a retrospective study. *Swiss Med Wkly.* 2025 Aug 5;155:4077. doi: 10.57187/s.4077. PMID: 40811111.
 50. Pittet LF, Gualtieri R, Verolet CM, L'Huillier AG, Wildhaber BE, McLin VA, Posfay-Barbe KM. Long-term persistence of seroprotection against measles following measles-mumps-rubella vaccination administered before and after pediatric liver transplantation. *Am J Transplant.* 2025 Jan;25(1):170-180. doi: 10.1016/j.ajt.2024.07.017. Epub 2024 Jul 18. PMID: 39029873.
 51. Pralong-Guanziroli N, Cochard B, Gurbanov E, Tabard-Fougère A, Gavira N, Valisena S, Dayer R, Ceroni D. A Too-Long Anterior Process of the Calcaneus: Defining Normative Values for the Calcaneonavicular Distance Using MRI in a Pediatric Population. *J Bone Joint Surg Am.* 2025 May 16;107(14):1604-1610. doi: 10.2106/JBJS.24.01096. PMID: 40378236.
 52. Previtali D, Boffa A, Di Laura Frattura G, Merli G, Filardo G. Placebo response to intra-articular injections in knee osteoarthritis: magnitude, evolution over time, and influencing factors. A systematic review and meta-analysis with meta-regression. *EFORT Open Rev.* 2025 Oct 1;10(10):782-795. doi: 10.1530/EOR-2025-0022. PMID: 41031623; PMCID: PMC12495556.
 53. Rock NM, Bouroumeau A, Papangelopoulou D, Mainta I, Katirtzidou E, Dupanloup I, Wildhaber BE, L'Huillier AG, Ansari M, McLin VA, Baleydiér F, Rougemont AL. Meeting the Challenges of Post-Transplant Lymphoproliferative Disorders After Liver Transplantation in Children: A Proposed Diagnostic and Management Algorithm. *Pediatr Transplant.* 2025 May;29(3):e70060. doi: 10.1111/ptr.70060. PMID: 40241239.
 54. Roversi M, Pignatelli F, De Marco G, Vazquez O, Ceroni D, Musolino A, Cirillo M, Lancella L, Villani A, Krzysztofiak A, On Behalf Of The Osteomyelitis Collaborative Study Group. Multicenter Retrospective Analysis of 702 Pediatric Cases of Bone and Joint Infections: Definition of Clinical and Biological Features to Discriminate *K. kingae*, *S. aureus*, and Other Bacterial Infections. *Pathogens.* 2025 Feb 4;14(2):147. doi: 10.3390/pathogens14020147. PMID: 40005524; PMCID: PMC11858649.
 55. Sieben L, Alfares BA, de Kleine RH, Wildhaber BE, Casswall T, Nowak G, Delle M, Aldrian D, Berchtold V, Vogel GF, Kaliciński P, Markiewicz-Kijewska M, Kolesnik A, Quintero J, Hally MM, King ML, Marra P, Bravi M, Pinelli D, Kasahara M, Sakamoto S, Uchida H, Mali V, Aw M, Franchi-Abella S, Gonzales E, Guérin F, Cervio G, Minetto J, Sierre S, de Santibañes M, Ardiles V, Uño JW, Evans H, Duncan D, McCall J, Hartleif S, Sturm E, Patel JV, Mtegha M, Prasad R, Ferreira CT, Nader LS, Farina M, Jaramillo C, Rodriguez-Davalos MI, Feola P, Shah AA, Wood PM, Acord MR, Fischer RT, Mullapudi B, Hendrickson RJ, Khanna R, Pamecha V, Mukund A, Sharif K, Gupte G, McGuirk S, Porta G, Hardikar W, Spada M, Alterio T, Maggiore G, Beretta M, Dierckx RAJ, Bokkers RPH, van der Doef HPJ; PORTAL Registry Investigators. Portal Vein Obstruction in Pediatric Liver Transplant Patients: An Evaluation of Self-Reported Management Practices. *Health Sci Rep.* 2025 May 26;8(5):e70625. doi: 10.1002/hsr2.70625. PMID: 40432701; PMCID: PMC12106351.

56. Stathopoulos E, Subramanian T, Pasquier J, Gee O, Wong T, Jester I. Enteral autonomy and the role of abdominal surgery in a cohort of infants with gastroschisis. *J Pediatr Surg.* 2025 Nov 5;61(2):162801. doi: 10.1016/j.jpedsurg.2025.162801. Epub ahead of print. PMID: 41197862.
57. Studer E, Flament-Viricel C, Calinescu AM, Wildhaber BE. Pediatric complicated appendicitis: Results of a standardized antibiotic protocol in a tertiary center. *J Pediatr Surg.* 2025 Dec 8;61(3):162862. doi: 10.1016/j.jpedsurg.2025.162862. Epub ahead of print. PMID: 41371438.
58. Tabard-Fougère A, Bonnefoy-Mazure A, Gavira N, Armand S, Dayer R. Monitoring curve progression in adolescent idiopathic scoliosis, assessment of the diagnostic performance of rasterstereography in brace-treated and untreated patients. *Eur Spine J.* 2025 Nov;34(11):5251-5261. doi: 10.1007/s00586-025-09213-0. Epub 2025 Aug 14. PMID: 40804498.
59. Tsoupras A, Dayer R, Bothorel H, Faundez A. Sagittal balance analysis and treatment rationale for young patients with symptomatic lumbosacral transitional vertebrae. *Sci Rep.* 2025 Mar 26;15(1):10357. doi: 10.1038/s41598-025-94609-7. PMID: 40133585; PMCID: PMC11937229.
60. Tsoupras A, Dayer R, Tabard-Fougère A, Faundez A. Vertebral tethering's effect on lumbar spine development in adolescent patients with sacralization of L5: a comparative case-control study. *Eur Spine J.* 2025 Nov 1. doi: 10.1007/s00586-025-09505-5. Epub ahead of print. PMID: 41175206.
61. Valisena S, De Marco G, Vazquez O, Tabard-Fougère A, Guanziroli-Pralong N, Steiger-Tuc C, Dayer RO, Ceroni D. Demographic distribution and injury patterns of ankle physeal fractures in children: a retrospective cohort study. *Swiss Med Wkly.* 2025 May 16;155:4265. doi: 10.57187/s.4265. PMID: 40450739.
62. Walther A, De Marco G, Vazquez O, Steiger C, Boudabbous S, Dayer R, Ceroni D. Synchronous Multifocal Necrotizing Fasciitis in an Infant: A Case Report. *Pediatr Infect Dis J.* 2025 Dec 1;44(12):e459-e462. doi: 10.1097/INF.0000000000004900. Epub 2025 Jun 16. PMID: 40526874; PMCID: PMC12594161.
63. Wiseman AX, Vidal I, Combescure C, Dallan C, Wilhelm-Bals A, Rodriguez M, Parvex P, Birraux J. Predictive factors of surgery in congenital anomalies of the kidney and urinary tract: Insights from a monocentric cohort study. *Early Hum Dev.* 2026 Feb;213:106439. doi: 10.1016/j.earlhumdev.2025.106439. Epub 2025 Nov 13. PMID: 41264970.
64. Wildhaber BE, Calinescu AM. European strategies in the screening of biliary atresia: a scoping review. *World J Pediatr Surg.* 2025 May 12;8(2):e001026. doi: 10.1136/wjps-2025-001026. PMID: 40385242; PMCID: PMC12083379.
65. Wildhaber BE; Pediatric Surgical Team in Geneva, Switzerland. Letter to the Editor in Response to: Repair of Type C Tracheo-Esophageal Fistula/Esophageal Atresia With or Without Trans Anastomotic Tube: A Pilot Randomized Controlled Trial. *J Pediatr Surg.* 2025 Nov;60(11):162491. doi: 10.1016/j.jpedsurg.2025.162491. Epub 2025 Jul 28. PMID: 40738472.